

Phonics Workshop

We are going to be looking at:

- * What is phonics?
- * The Phases taught in Reception and KS1
- * Teaching tricky words
- * Activities and ideas of how to practise at home
- * Websites that are useful



At Sound and District Primary School, we follow the Letters and Sounds programme.

Letters and Sounds is a phonics resource published by the Department for Education and Skills which consists of six phases.




SEGMENTING

- Breaking down words for spelling.

cat

Sound buttons
help children
when practising!
One dot is for
where one letter
makes one sound.

cat



SEGMENTING

queen

Sound buttons help children when practising! The line is written where more than one letter together makes one sound such as here in the 'qu' and 'ee' letters.

queen

The word 'queen' is written in a large, black, rounded font. Below the word, there are three orange sound buttons: a horizontal bar under the 'qu', another horizontal bar under the 'ee', and a small circle under the final 'n'.

BLENDING

Building words from phonemes to read.

c a t

cat

BLENDING

qu ee n

queen

Phase 1 -

Usually taught before Reception at Nursery/pre-school but is also a focus throughout the other phases.

- tuning into sounds
- listening and remembering sounds
- talking about sounds- developing vocabulary and language comprehension



Phase 1 Phonics Activities

- Aspect 1: Environmental sounds

Stories - Walk around local area

- Aspect 2: Instrumental sounds

Bag of instruments - Add sound effects

- Aspect 3: Body percussion

Action songs and rhymes

- Aspect 4: Rhythm and rhyme

Rhyming stories - What rhymes with...?

- Aspect 5: Alliteration




Having fun with names - Story characters

- Aspect 6: Voice sounds

Adding different voices to stories

- Aspect 7: Oral blending and segmenting

Robot speech c-a-t and put it together



PHASE 2 LETTER SOUNDS

USUALLY TAUGHT IN RECEPTION

- **Set 1: s, a, t, p**
- **Set 2: i, n, m, d**
- **Set 3: g, o, c, k**
- **Set 4: ck, e, u, r**
- **Set 5: h, b, f, ff, l, ll, ss**


PHASE 2 WORDS

- VC words- e.g. it, is, an, on,
- CVC words- e.g. pin, sat, dog
- Tricky words- e.g. the, to, no, go, I

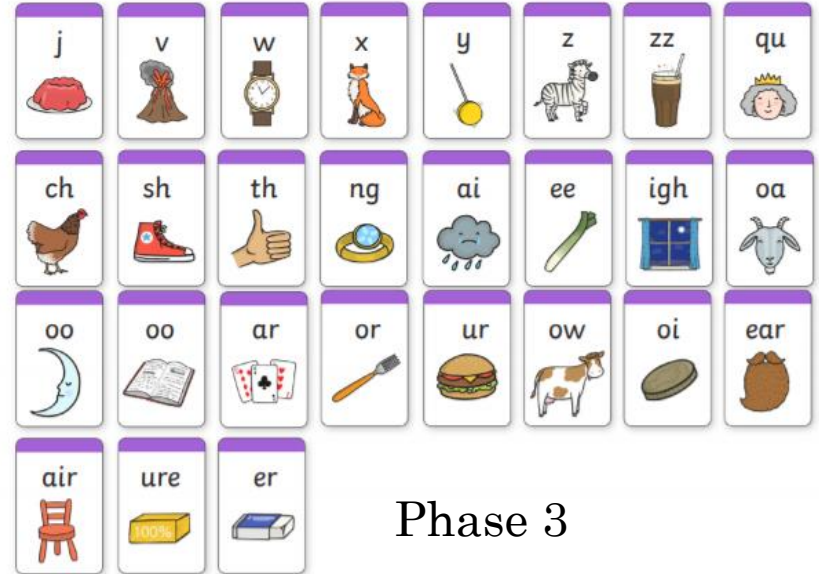
V – vowel C – Consonant



PHASE WORD MATS



Phase 2



Phase 3



Phase 5



PHASE 3 LETTER SOUNDS - USUALLY TAUGHT IN RECEPTION

- **Set 6: j, v, w, x**
- **Set 7: y, z, zz, qu**
- **Consonant digraphs: ch, sh, th, ng**
- **Vowel digraphs/trigraphs: ai, ee, igh, oa, oo, ar, or, ur, ow, oi, ear, air, ure, er**

Digraphs are where 2 letters make one phoneme (sound) - such as 'sh' in 'ship' and 'fish'.

Trigraphs are where 3 letters make one phoneme - such as 'igh' in 'light'.

PHASE 4 -

USUALLY TAUGHT IN RECEPTION

Practise reading and spelling *CVCC* and *CCVC* words ('flag,' 'belt,' 'milk' etc)

CVCC (words made up of a consonant - vowel- consonant - consonant)

Practise reading and spelling high frequency words

Practise reading and writing sentences

Learn more tricky words, including 'have,' 'like,' 'some,' 'little'

PHASE 5- USUALLY TAUGHT THROUGHOUT YEAR 1

- Children will be taught new graphemes (ways which sounds are written) and alternative pronunciations for these graphemes.
- **Digraphs:** wh, ph, ay, ou, ie, ea, oy, ir, ue, aw, ew, oe, au
- **Split digraphs:** a_e, e_e, i_e, o_e, u_e

FOR EXAMPLE

| ai | ay | a_e |
|----------------------|------------------------|----------------------|
| rain pain jail | play crayon stay | cake bake tape |



Alternative ways
that one sound
can be written.

The ai Family



Also in phase 5,
different sounds
that a letter can
make.

For example,
c in 'cat' and the
soft c in 'ice'.

YEAR 1 PHONICS CHECK

grit

start

best

hooks

blan



steck



hild



quemp



PHASE 6-

USUALLY TAUGHT IN YEAR 2

- The focus is on learning spelling rules for suffixes.

-s

-es

-ing

-ed

-er

-est

-y

-en

-ful

-ly

-ment

-ness

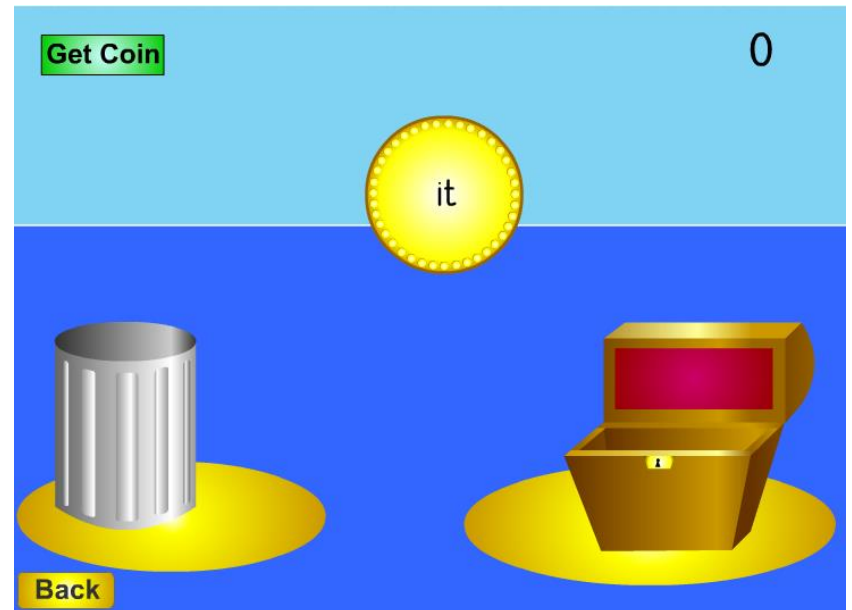
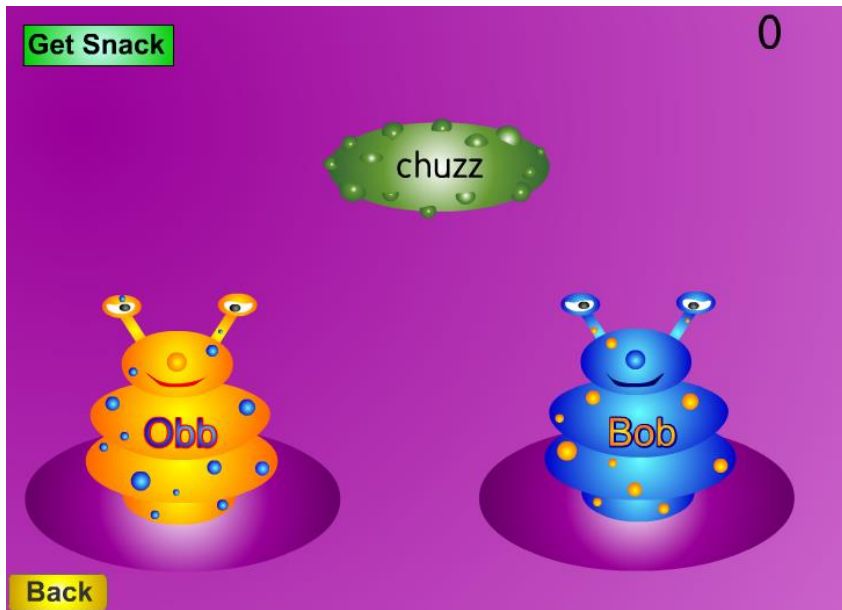


WHAT DOES A PHONICS LESSON LOOK LIKE?

| | |
|-----------------------|--|
| Revisit/review | Flashcards to practice phonemes learnt so far. |
| Teach | Teach new phoneme - e.g. 'igh' |
| Practice | Reading words containing this sound - games such as reading real and nonsense words with this phoneme. |
| Apply | Reading/writing words, sentences and captions. Unscrambling sentences. |

RESOURCES

<http://www.phonicsplay.co.uk>



ONLINE RESOURCES

- Mr Thorne Does Phonics

Mr Thorne is also behind the 'Geraldine the Giraffe' clips which can be found on YouTube. There are different videos for lots of sounds which you can find by searching on YouTube.

- Jolly Phonics Letters and Sounds (Actions)

- <http://jollylearning.co.uk/2010/11/03/jolly-phonics-actions/>



OTHER RESOURCES

- Books- home, library, school
- Environmental print- magazines, signs, recipes,
- Wipeboards and pens

Writing in lots of different ways! Felt tips, paint, chalk, sticks in mud! Lots of ways to encourage reading and writing these new sounds and words!

Many thanks!

Please get in touch if you have any further questions!