

# Phonics Workshop – 27.2.19

## Welcome!

We are going to be looking at:

- \* What is phonics?
- \* The Phases taught in Reception and KS1
- \* Teaching tricky words
- \* Activities and ideas of how to practise at home
- \* Websites that are useful



At Sound and District Primary School, we follow the Letters and Sounds programme.

Letters and Sounds is a phonics resource published by the Department for Education and Skills which consists of six phases.




# SEGMENTING

- Breaking down words for spelling.

cat

Sound buttons  
help children  
when practising!  
One dot is for  
where one letter  
makes one sound.

cat



# SEGMENTING

queen

Sound buttons help children when practising! The line is written where more than one letter together makes one sound such as here in the 'qu' and 'ee' letters.

queen

The word 'queen' is written in a large, black, rounded font. Below the word, there are three orange sound buttons: a horizontal bar under the 'qu', another horizontal bar under the 'ee', and a small circle under the 'n'.

# BLENDING

Building words from phonemes to read.

c a t

cat

# BLENDING

qu ee n

queen

# Phase 1 -

Usually taught before Reception at Nursery/pre-school but is also a focus throughout the other phases.

- tuning into sounds
- listening and remembering sounds
- talking about sounds- developing vocabulary and language comprehension



# Phase 1 Phonics Activities

- Aspect 1: Environmental sounds

Stories - Walk around local area

- Aspect 2: Instrumental sounds

Bag of instruments - Add sound effects

- Aspect 3: Body percussion

Action songs and rhymes

- Aspect 4: Rhythm and rhyme

Rhyming stories - What rhymes with...?

- Aspect 5: Alliteration



Having fun with names - Story characters

- Aspect 6: Voice sounds

Adding different voices to stories

- Aspect 7: Oral blending and segmenting

Robot speech c-a-t and put it together





# PHASE 2 LETTER SOUNDS

USUALLY TAUGHT IN RECEPTION

- **Set 1: s, a, t, p**
- **Set 2: i, n, m, d**
- **Set 3: g, o, c, k**
- **Set 4: ck, e, u, r**
- **Set 5: h, b, f, ff, l, ll, ss**






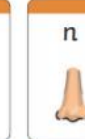





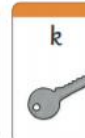
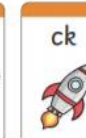










# PHASE 2 WORDS

- VC words- e.g. it, is, an, on,
- CVC words- e.g. pin, sat, dog
- Tricky words- e.g. the, to, no, go, I





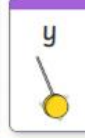






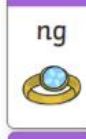















V – vowel C – Consonant














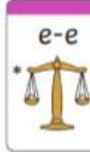

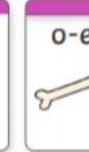


# PHASE WORD MATS

s 	a 	t 	p 	i 	n 	m 	d 
g 	o 	c 	k 	ck 	e 	u 	r 
h 	b 	f 	ff 	l 	ll 	ss 	

Phase 2

j 	v 	w 	x 	y 	z 	zz 	qu 
ch 	sh 	th 	ng 	ai 	ee 	igh 	oa 
oo 	oo 	ar 	or 	ur 	ow 	oi 	ear 
air 	ure 	er 					

Phase 3

ay 	ou 	ie 	ea 	oy 	ir 	ue 	ue 
aw 	wh 	ph 	ew 	ew 	oe 	au 	ey 
a-e 	e-e 	i-e 	o-e 	u-e 	u-e 		

Phase 5



## PHASE 3 LETTER SOUNDS - USUALLY TAUGHT IN RECEPTION

- **Set 6: j, v, w, x**
- **Set 7: y, z, zz, qu**
- **Consonant digraphs: ch, sh, th, ng**
- **Vowel digraphs/trigraphs: ai, ee, igh, oa, oo, ar, or, ur, ow, oi, ear, air, ure, er**

*Digraphs are where 2 letters make one phoneme (sound) - such as 'sh' in 'ship' and 'fish'.*

*Trigraphs are where 3 letters make one phoneme - such as 'igh' in 'light'.*

# PHASE 4 -

## USUALLY TAUGHT IN RECEPTION

Practise reading and spelling CVCC and CCVC words ('flag,' 'belt,' 'milk' etc)

*CVCC (words made up of a consonant - vowel- consonant - consonant)*

Practise reading and spelling high frequency words

Practise reading and writing sentences

Learn more tricky words, including 'have,' 'like,' 'some,' 'little'

# PHASE 5- USUALLY TAUGHT THROUGHOUT YEAR 1

- Children will be taught new graphemes (ways which sounds are written) and alternative pronunciations for these graphemes.
- **Digraphs:** wh, ph, ay, ou, ie, ea, oy, ir, ue, aw, ew, oe, au
- **Split digraphs:** a\_e, e\_e, i\_e, o\_e, u\_e

# FOR EXAMPLE

ai	ay	a_e
rain pain jail	play crayon stay	cake bake tape



Alternative ways  
that one sound  
can be written.

## The ai Family



Also in phase 5,  
different sounds  
that a letter can  
make.

For example,  
c in 'cat' and the  
soft c in 'ice'.

# YEAR 1 PHONICS CHECK

grit

start

best

hooks

blan



steck



hild



quemp





# PHASE 6-

USUALLY TAUGHT IN YEAR 2

- The focus is on learning spelling rules for suffixes.

-s

-es

-ing

-ed

-er

-est

-y

-en

-ful

-ly

-ment

-ness

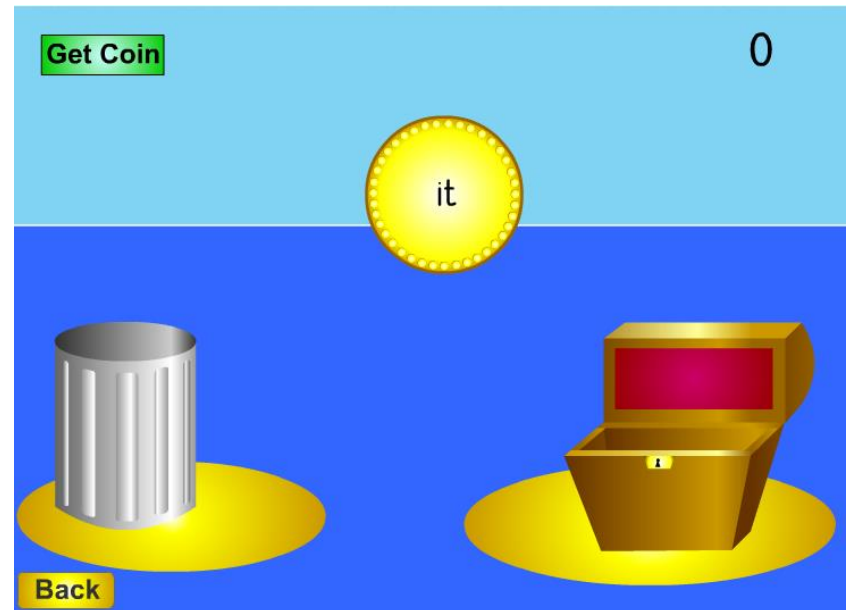
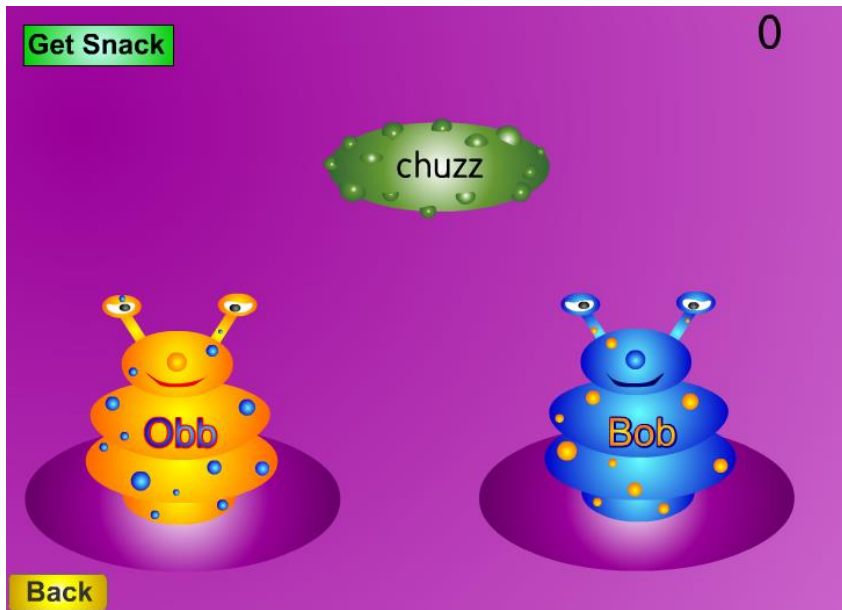


# WHAT DOES A PHONICS LESSON LOOK LIKE?

<b>Revisit/review</b>	Flashcards to practice phonemes learnt so far.
<b>Teach</b>	Teach new phoneme - e.g. 'igh'
<b>Practice</b>	Reading words containing this sound - games such as reading real and nonsense words with this phoneme.
<b>Apply</b>	Reading/writing words, sentences and captions. Unscrambling sentences.

# RESOURCES

<http://www.phonicsplay.co.uk>



# ONLINE RESOURCES

- Mr Thorne Does Phonics

Mr Thorne is also behind the 'Geraldine the Giraffe' clips which can be found on YouTube. There are different videos for lots of sounds which you can find by searching on YouTube.

- Jolly Phonics Letters and Sounds (Actions)

- <http://jollylearning.co.uk/2010/11/03/jolly-phonics-actions/>



## OTHER RESOURCES

- Books- home, library, school
- Environmental print- magazines, signs, recipes,
- Wipeboards and pens

Writing in lots of different ways! Felt tips, paint, chalk, sticks in mud! Lots of ways to encourage reading and writing these new sounds and words!

Many thanks!

Please get in touch if you have any further questions!