



Sound and District Primary School Keeping our Children Safe COVID-19

Our Children are
the Future



Our Outdoor Environment





Sound and District Primary School

Keeping our Children Safe

COVID-19

Our Children are
the Future



Inside our School





Sound and District Primary School

Keeping our Children Safe

COVID-19

Our Children are
the Future



Reception Bubble





Sound and District Primary School

Keeping our Children Safe

COVID-19

Our Children are
the Future



Year 1 Class Bubble



Year 2 Class Bubble





Sound and District Primary School

Keeping our Children Safe

COVID-19

Our Children are
the Future



Year 3 Class Bubble





Sound and District Primary School

Keeping our Children Safe

COVID-19

Our Children are
the Future



Year 4/5 Class Bubble



Year 5/6 Class Bubble




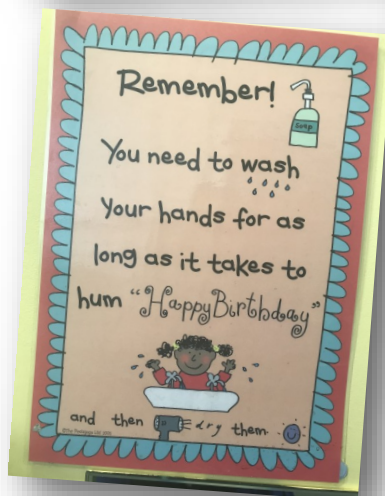


Sound and District Primary School Keeping our Children Safe COVID-19

Our Children are
the Future



Hygiene and Handwashing



Useful Link

[E-Bug resources](#) include Horrid hands, Super sneezes, Hand hygiene, Respiratory hygiene, Microbe mania, Handwashing posters



Sound and District Primary School Keeping our Children Safe COVID-19

Our Children are
the Future



Face Masks



Sometimes in school, you might see some of the grown-ups wearing a mask on their face. They might need to do this if someone is poorly or has fallen over.

Please don't be frightened, they are just to keep us all safe.

Underneath the mask, your teacher will still be smiling at you.



HOW TO WEAR A MASK?

Use surgical masks instead of N95 masks.



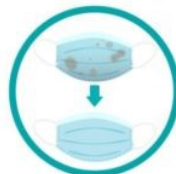
It should **COVER YOUR MOUTH, NOSE AND CHIN**, with the coloured side facing outwards.



PINCH THE METAL EDGE OF THE MASK so that it presses gently on your nose bridge.



Remove a used mask **HOLDING ONLY THE EAR LOOPS**.



To be effective, **CHANGE YOUR MASKS REGULARLY OR IF SOILED OR WET**.



WASH YOUR HANDS WITH SOAP AND WATER after disposing the soiled mask properly into a bin.