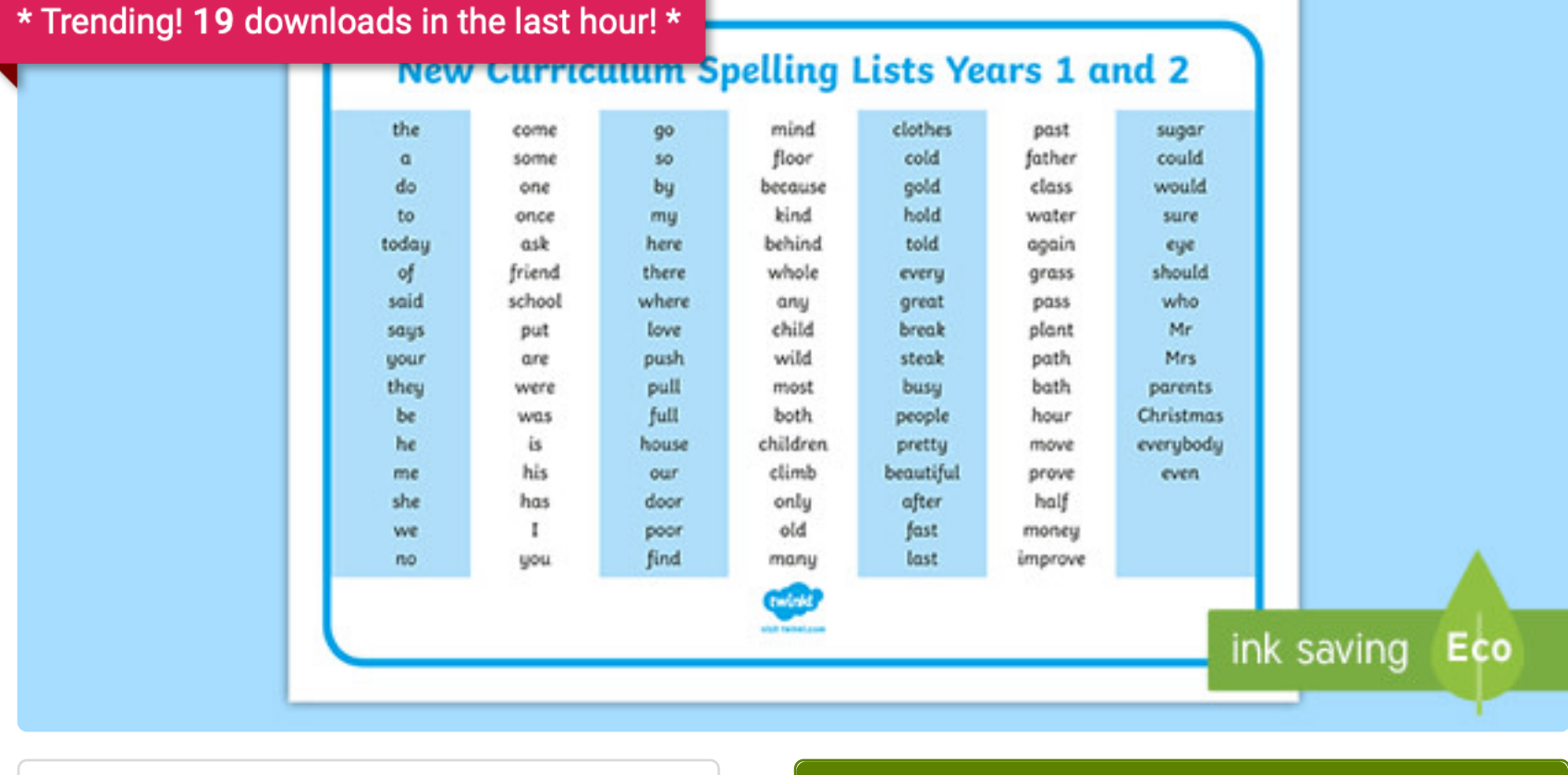


Key Stage 1 - Year 1, Year 2 » English » Spelling

New Curriculum Spellings for Year 1 and 2

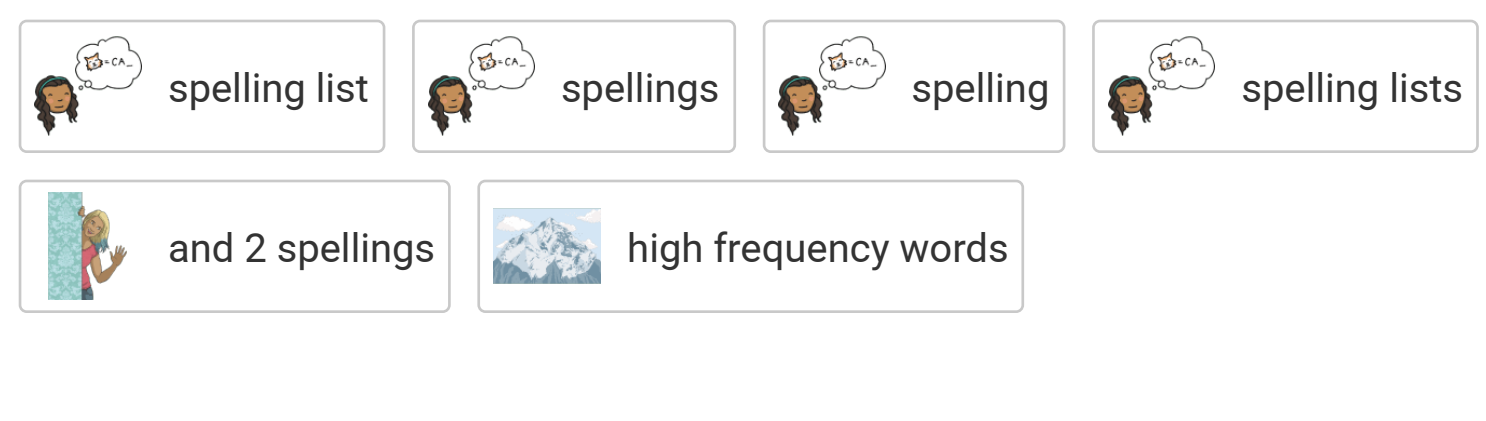
★★★★★ (9 member reviews)



Save this to my Google Drive™ [Load G-Drive™](#) [Download Now](#)

More Downloads

Alternative versions include:
 Black and White Version, Alphabetical Order Version, Cursive Version, Editable Version, Dyslexic Version and 2 others

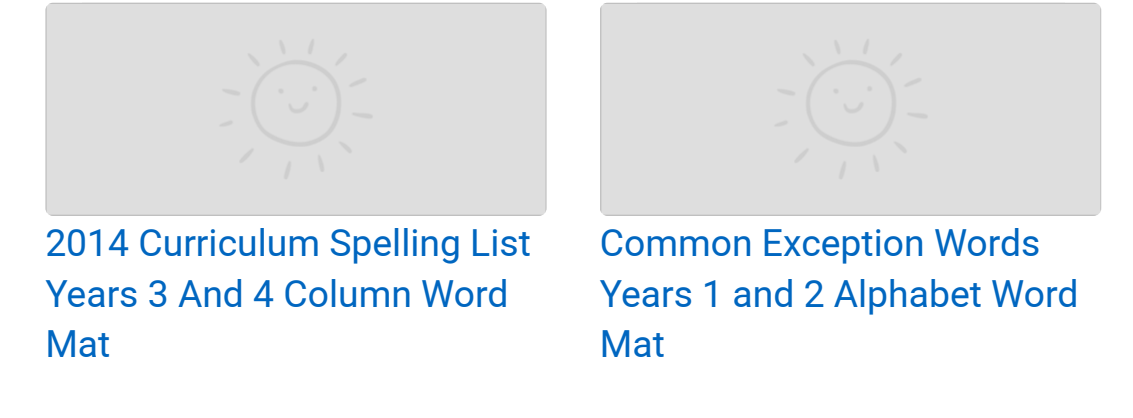


Can children practise Year 1 spelling words with this mat?

This Year 1 spellings word mat helps your children practise their spelling and learn new

[Read More...](#)

Linked to this resource:



What do members download after viewing this?


Ratings & Reviews Curriculum Links Need Help? Resource Updates

Signed in as: **Blackeo**

Rate this resource:



[Request Support](#)



- Verified member since 1970

Reviewed on 01 January 1970

[Helpful](#)

bernroy - Verified member since 2011

★★★★★

Reviewed on 11 January 2016

Thank you! To try to improve spelling in my Year 2 class, Phonics does not lead to good spelling!!!

2 people found this helpful

[Helpful](#)

[Comment](#) | [Report](#)

samant4250 - Verified member since 2020

★★★★★

Reviewed on 10 July 2020

[Helpful](#)

samwhat83 - Verified member since 2013

Can children practise Year 1 spelling words with this mat?

This Year 1 spellings word mat helps your children practise their spelling and learn new words.

The mat features a list of useful words for your children and can be printed out and used as part of a Year 1 spelling words display.

Linked to the National Curriculum, the spellings cover what your pupils need to learn in Year 1 and 2, and is a great way for them to learn spelling.

If you have found this resource, we think you'll also like these:

- [Year 1 and 2 Spelling List Word Writing Practice Sheets Resource Pack](#)
- [*New* Year 1 & 2 Correct the Spelling Mistakes Worksheets](#)
- [*New* Year 1 Term 1 to 3 Spelling Handwriting Practice Bumper Resource Pack](#)

Or, take a look at our full range of [KS1 Spelling Resources](#).

Ways to learn spellings

Here are nine ways for your students to learn new spellings.

Mnemonics: Mnemonic devices help to turn information into pictures, sentences or rhymes. In fact, it can be just about anything else to make remembering easier.

Rules: Often, one of the best ways to learn is by understanding the rules. As your student learns new words they can learn more rules, too. Eg, why does the 'Y' in 'party' turn to 'I' in 'parties'?

Misspelled words: Learn commonly misspelled words. Even native speakers get some words wrong. Write a list of common words that are tough to learn and memorise them.

Make a trouble list. Write a list of words that the student repeatedly gets wrong. Concentrate on those by using mnemonics to help your student to remember.

Word origins: Lots of words have Roman or Greek roots. Getting students to study the origin of a word can lead to a fuller understanding of new words.

Chunks: Break down the word into chunks to make it easier. Eg 'necessary' becomes 'nec-ess-ary.'

Sound: Sounding it out is a trick that works well with younger students. Say it loud and slow, then write down what you hear.

Picture: Drawing can be used as another mnemonic device. For example, the word 'bed' looks like a bed. Draw words your student has trouble with and turn it into a visual aid.

Word games: These are a great way to boost spelling skills in a fun way. Classic games such as Scrabble can improve spelling in no time at all.

What spelling words will children learn in Year 1?

In Year 1 spelling, children will learn:

- to recognise patterns in spelling, e.g. 'light', 'right' and 'night'
- to look for certain sounds within words, e.g. 'ar' in 'car' and 'artist'
- to find stressed and unstressed sounds e.g. 'er' in 'butter' and 'verb'

[Twinkl](#) » [Key Stage 1 - Year 1, Year 2](#) » [English](#) » [Spelling](#)

Let us help you

- Help, FAQs & Contact Us
- Individual Memberships
- School Memberships
- Twinkl Teach Events
- Wellbeing Hub
- Careers

Resources

- Primary Resources
- EYFS Teaching Resources
- KS1 Teaching Resources
- KS2 Teaching Resources
- KS3 & GCSE Teaching Resources
- SEN Teaching Resources
- EAL Teaching Resources
- Home Education
- Childminders
- Parents
- Lesson Plans
- Twinkl Original Books
- Twinkl Book Club
- Handwriting Schemes
- Interactive Resources & Games
- Dementia Support
- Morning Starter Activities
- EYFS Planning Materials
- Children's News
- PE Planning
- Phonics Schemes of Work
- PSHE, RSE & Wellbeing
- TEFL & ESL Resources
- Trainee Teacher Resources
- Senior Leadership Team Resources
- Teaching Assistants

Curriculum

- International School Curriculums
- EUROPE**
- English National Curriculum
- Curriculum For Excellence (CfE)
- Adnoddau Cymraeg / Welsh Resources
- Northern Irish Curriculum
- Irish Curriculum
- Curriculo español
- Programmes scolaires français
- Materialien auf Deutsch
- Risorse in Italiano
- Polska Materiał edukacyjny
- Materiale didactice in limba Română
- Ελληνικό εκπαιδευτικό υλικό
- Recursos de Ensino para Portugal

ASIA

- Middle East Teaching Resources
- India Teaching Resources
- 中文教学资源 / Chinese Teaching Resources
- ประเทศไทย/Thailand Curriculum
- Singapore Teaching Resources
- Malaysia Curriculum
- AFRICA**
- Suid-Afrika / South Africa Resources
- AMERICAS**
- Common Core State Standards
- Canada Teaching Resources
- América Latina y el Caribe
- Recursos de Ensino para o Brasil
- OCEANIA**
- Australian Curriculum
- New Zealand Curriculum
- مواد تعليمية عربية
- International Primary Curriculum (IPC)

Tools

- Twinkl Create
- Blog
- Imagine
- Avagator Creator
- Teaching Calendar
- Teaching Wiki
- Classroom Displays
- Booklist
- Twinkl Font
- Twinkl Handwriting Font
- Twinkl Timer
- Store
- Image Library
- Educational Apps
- Report Writer
- OneStep CPD
- Homework help
- School Directory
- Home Learning Support

Get to know us

- About Us
- Press & Media
- Corporate & Partnerships
- Legal
- TwinklHive
- Ten²