












SOUND & DISTRICT PRIMARY SCHOOL

Year 4/5 ENGLISH GENRE & TEXT PLAN SEPT 2021-JULY 2022



Autumn 1		Autumn 2			Spring 1		Spring 2		Summer 1		Summer 2	
ANGLO SAXONS		SETTLEMENTS			VIKINGS		THE WATER CYCLE And RIVERS		MAYAN CIVILISATION		REGION OF SOUTH AMERICA	
Author Focus Michael Morpurgo Catherine Fisher		Author Focus Robert Swindells			Author Focus Cressada Cowell		Author Focus		Genre Focus Mayans		Genre Focus Mayans	
Fiction	Non-Fiction	Poetry	Fiction	Non-Fiction	Fiction/ Non-Fiction	Non-Fiction	Fiction	Non-Fiction	Fiction	Non-Fiction	Fiction	Non-Fiction
Defeat the Monster/ Legend	Journalistic Writing	Anglo Saxon Riddles/ Kennings	Tale of Fear	Persuasive Writing	Warning Tale	Non Chron Report	Character Focus	Explanation Texts	Portal Story	Discussion	Quest	Recount
Beowulf by Michael Morpurgo 	The Snow Walker's Son by Catherine Fisher 	Anglo Saxon Riddles and Kennings 	Staying Out Room 13 By Robert Swindells 	Advertise the hotel	The Canal	How to Train a Dragon By Cressada Cowell 	The Highway Man By Alfred Noyes 	The Water Cycle	Clock Close The Curse of the Maya By Johnny Pearce & Andy Loneragan 	Topical Subject	Rain Player 	The Great Kapok Tree By Lynne Cherry 



SOUND & DISTRICT PRIMARY SCHOOL

Year 4/5 ENGLISH GENRE & TEXT PLAN SEPT 2021-JULY 2022



FOCUS	FOCUS	FOCUS	FOCUS	FOCUS	FOCUS	FOCUS	FOCUS	FOCUS	FOCUS	FOCUS	FOCUS	FOCUS
<p>Action and description of monster</p> <p>-Showing character through dialogue/actions</p> <p>-Range of adverbial openers</p> <p>-similes</p> <p>-metaphors</p> <p>-sentences x3</p> <p>-change setting to change mood</p>	<p>Journalistic writing</p> <p>Opening paragraph - well-crafted using complex sentences to grab reader's attention</p> <p>Organise into paragraphs introduced with topic sentence</p> <p>Range of connectives</p> <p>direct and indirect speech</p> <p>Y5 subordinating clauses</p>	<p>Read and prepare variety of poems.</p> <p>- Use alliteration and well-chosen nouns, adjectives and verbs</p> <p>-borrow patterns to create pwn poetry</p> <p>-edit and review word choice</p>	<p>Setting & character</p> <p>Key features of suspense</p> <p>-character in the dark/lonely place</p> <p>-use of senses</p> <p>-verb selection</p> <p>-short sentences for pace and tension</p> <p>-character's reaction show/not tell</p>	<p>Shared reading a variety of persuasive texts – adverts and publicity - to understand how they are organised.</p> <p>informal language</p> <p>imperative direct language</p> <p>boasting</p> <p>short sentences</p>	<p>Problem or dilemmas</p> <p>-experiment with introducing problem in different ways</p> <p>-describe how the character feels about the problem</p> <p>eg: brave/scared</p> <p>-explain implications of problem</p>	<p>Collect and organise ideas developing boxing-up. Expanding range of connectives and generalisers</p> <p>Use of technical language Use of complex sentences to combine information</p> <p>Write reports for different purpose</p>	<p>Characterisation</p> <p>Use small details to hint at what a character might be like</p> <p>Use comparative and superlatives</p> <p>Use subordination for effect in description</p> <p>Explore how the reactions and thoughts of other characters towards main character can reveal much to the reader</p>	<p>Extend use of 3 part structure.</p> <p>-general statement to intro topic</p> <p>-series of logical steps</p> <p>-steps continue until explanation complete</p> <p>-summary</p> <p>Use of descriptive language</p> <p>invent similes to illustrate points</p>	<p>Creating plots</p> <p>-follow a plan -use dialogue to move story along</p> <p>-develop each part of the story</p> <p>-show what the main character is like by what they say and do</p> <p>-ending that shows what character has learnt</p> <p>-use different types of opening sentences</p>	<p>Range of topics within children's experience</p> <p>Opening paragraph to engage reader</p> <p>-series of points in favour in connected paragraph</p> <p>-series of points against in connected paragraph</p> <p>-reasoned conclusion</p> <p>Y5 address readers directly to hold attention and draw in</p>	<p>First person account Settings</p> <p>Show setting through main character's eyes</p> <p>Describe character's reactions to show how setting is making them feel</p> <p>Use unexpected detail to add hook</p> <p>Use of figurative language to bring setting to life</p>	