





Activities to support learning of the High Frequency Words (HFWs)


We want children to be able to read and write the High Frequency Words.

Please practise these with your child to help them to read them automatically on sight. With these words, we want children to be able to read them instantly rather than trying to sound them out. Knowing these words will greatly help with reading fluency.

You can use these words as flashcards but here are some other interactive ideas to help your child to learn these words!

We hope this helps but please get in touch if you would like any clarification or different ideas 😊

	<p>Writing the words and using glitter or glitter pens to write over the top. You could also write in lots of ways such as using chalk on a path to felt tips to making the words in paint.</p> <p>Another popular method is using water and paintbrushes to 'paint' a fence or path using water.</p>
	<p>Writing in whipped cream or shaving foam</p>
	<p>Using play sand or alternatively a thin sprinkling of sugar to write the words into</p>
	<p>Playdough words</p>



Using the flashcards as a memory game -if you make two sets you could play pairs



Chalk to make HFW hopscotch

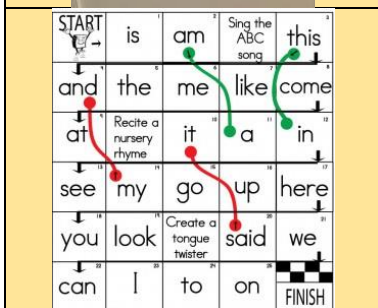


Hide and seek sight words – hide some words around your home or garden to be found and then match them to the board (or sheet of paper with them written on)



Have a secret sight word password!

Post it notes can be handy to change them frequently



You could make (or find some online) a sight word board game – such as this one like snakes and ladders.

We hope these ideas provide some fun and interactive ways for your child to help learn their HFWs. 😊

As always, please get in touch if you have any questions or would like more information!