


SOUND & DISTRICT PRIMARY SCHOOL

Whole School Art Vocabulary Progression







SOUND AND DISTRICT PRIMARY SCHOOL
VOCABULARY PROGRESSION
ART AND DESIGN

	Year 1 (KS1 skills)	Year 2 (KS1 skills)	Year 3 (Lower KS2 skills)	Year 4 (Lower KS2 skills)	Year 5 (Upper KS2 skills)	Year 6 (Upper KS2 skills)
Vocabulary of an artist when exploring, developing and evaluating	Observation, different, similar, compare, artist	Observation, different, similar, compare, artist, foreground, annotate, develop	In addition to previous years: realistic, unrealistic, simple, plan, design, make, adapt, sources, variation,	In addition to previous years: Patterned, crowded, flat, natural, opaque, translucent, focus	In addition to previous years: comparison, contrast, media, study, experiences, imagination, properties, reflecting, distance, symbolic, subtle, complex, complimentary, contrasting	In addition to previous years: atmosphere, representation, engaging, consistent, inconsistent, delicate, flowing, vibrant
Vocabulary of an artist when Drawing 	<u>Line:</u> Thick, thin, soft, broad, narrow, fine, pattern, line, shape, detail, bold, wavy, straight, Texture: smooth, rough, wrinkly, bumpy, felt tip pen marker, <u>Colour/pattern:</u> tone, soft, hard, shiny, tone, light/dark, pale, deep <u>Shape:</u> oval, long, curvy, bright,	<u>Line:</u> Thick, thin, soft, broad, narrow, fine, pattern, line, shape, detail, bold, wavy, straight, Texture: smooth, rough, wrinkly, bumpy, felt tip pen marker, <u>Colour/pattern:</u> tone, soft, hard, shiny, tone, light/dark, pale, deep <u>Shape:</u> oval, long, curvy, bright,	In addition to previous years: <u>Line:</u> charcoal, pencil, crayon, chalk, pastels, pens. <u>Form and shape:</u> grades, forms, shapes, third dimension <u>Tone:</u> variations, tone Texture: pattern texture, proportion, emotion, expression	In addition to previous years: <u>Line:</u> charcoal, pencil, crayon, chalk, pastels, pens. <u>Form and shape:</u> grades, forms, shapes, third dimension <u>Tone:</u> variations, tone Texture: pattern texture, proportion, emotion, expression	In addition to previous years: <u>Lines Marks, Tone, Form and Texture:</u> lines, patterns, shapes within a drawing, wet media, a, tonal contrast, mixed media, shading, hatching, blending, <u>Perspective and Composition:</u> perspective, single focal point, horizon, composition, scale, foreground, middle	In addition to previous years: <u>Lines Marks, Tone, Form and Texture:</u> lines, patterns, shapes within a drawing, wet media, a, tonal contrast, mixed media, shading, hatching, blending, <u>Perspective and Composition:</u> perspective, single focal point, horizon, composition, scale, foreground, middle

					ground, background	ground, foreground, background
Vocabulary of an artist when Painting 	Brush, size and types, scale, Colour: mixing, primary colours, primary shades, tones, techniques, layering, mixing media	Brush, size and types, scale, Colour: mixing, primary colours, primary shades, tones, techniques, layering, mixing media	In addition to previous years: Colour: mixed colours – primary, secondary, mix, tints, shades, experiment, effects, textures, blocking, washes, layering, brush, Texture, sand, plaster	In addition to previous years: Colour: mixed colours – primary, secondary, mix, tints, shades, experiment, effects, textures, blocking, washes, layering, brush, Texture, sand, plaster	In addition to previous years: Colour: mix and match, atmosphere, light effects, flesh, primary secondary and complementary colours, wet, dry, watercolours, imagination	In addition to previous years: Colour: mix and match, atmosphere, light effects, flesh, primary secondary and complementary colours, wet, dry, watercolours, imagination
Vocabulary of an artist when Printing 	Sponge, rollers, printing palettes simple prints, mono-printing, roll printing, patterns, repeating patterns, printing blocks overprinting motifs, rubbings, textures	Sponge, rollers, printing palettes simple prints, mono-printing, roll printing, patterns, repeating patterns, printing blocks overprinting motifs, rubbings, textures	In addition to previous years: relief or impressed method, two colour overlays	In addition to previous years: relief or impressed method, two colour overlays	No additional vocabulary	In addition to previous years: three overlays, work into prints with a range of media e.g. pens, colour pens and paints
Vocabulary of an artist when using Textiles 	threading skills, running stitches, join, fabric, decorate, threads colour, texture, length, size and shape. knotting, fraying, fringing, pulling threads, twisting, plaiting. Cut and shape fabric using scissors/snips. Apply shapes with glue or by	threading skills, running stitches, join, fabric, decorate, threads colour, texture, length, size and shape. knotting, fraying, fringing, pulling threads, twisting, plaiting. Cut and shape fabric using scissors/snips. Apply shapes with glue or by	In addition to previous years: printing, dyeing, weaving and stitching, cutting, joining, paste resist.	In addition to previous years: printing, dyeing, weaving and stitching, cutting, joining, paste resist.	In addition to previous years: 3D structures, grades of threads and needles, batik techniques, range of media, overlap, layer, texture	In addition to previous years: 3D structures, grades of threads and needles, batik techniques, range of media, overlap, layer, texture

	Stitching, decoration, beads, buttons, feathers, cords and plats for decoration, printing, dipping, fabric crayons. Dyes, weaving materials	Stitching, decoration, beads, buttons, feathers, cords and plats for decoration, printing, dipping, fabric crayons. Dyes, weaving materials				
Vocabulary of an artist when making 3-D and sculpture 	Materials, products, manipulate, malleable, clay, natural, techniques, tools, rolling, kneading, safety, tools, experiment, properties, paint, create, textural effects constructing, joining, natural materials, manmade materials surface, build, textured	Materials, products, manipulate, malleable, clay, natural, techniques, tools, rolling, kneading, safety, tools, experiment, properties, paint, create, textural effects constructing, joining, natural materials, manmade materials surface, build, textured	In addition to previous years: create, surface patterns, textures, join, construct, modelling, shape, develop, clay, slabs, coils, slips, Papier Mache	In addition to previous years: create, surface patterns, textures, join, construct, modelling, shape, develop, clay, slabs, coils, slips, Papier Mache	In addition to previous years: intricate patterns, sculptures	In addition to previous years: intricate patterns, sculptures
Vocabulary of an artist when using Collage 	Experiment, media, glue, sticking, paper, fabric, natural materials, textural effects, Create, variety, images, media, materials, fabric, crepe paper, magazines, sort, group, different purposes, colour, textures, fold, crumple, tear, overlap edges	Experiment, media, glue, sticking, paper, fabric, natural materials, textural effects, Create, variety, images, media, materials, fabric, crepe paper, magazines, sort, group, different purposes, colour, textures, fold, crumple, tear, overlap edges	In addition to previous years: tearing, overlapping and layering, texture	In addition to previous years: tearing, overlapping and layering, texture	No additional vocabulary.	No additional vocabulary.

Vocabulary of an artist when using Digital Media



Digital sources, internet, digital cameras, video recorders, graphics package, effects, Lines, brushes, shapes, eraser fill tools, colour, texture, filters, selection tools, cropping tools.

Digital sources, internet, digital cameras, video recorders, graphics package, effects, Lines, brushes, shapes, eraser fill tools, colour, texture, filters, selection tools, cropping tools.

In addition to previous years: visual image software, graphics package, create images using types of brush tool, shape selections to cut shapes, duplicate shapes and repeat shapes, special effects, simple filters, manipulate images, create images

In addition to previous years: visual image software, graphics package, create images using types of brush tool, shape selections to cut shapes, duplicate shapes and repeat shapes, special effects, simple filters, manipulate images, create images

In addition to previous years: store visual information, present visual information, create and manipulate new images, Import an image (scanned, retrieved, taken) into a graphics package
Understand that a digital image is created by layering

In addition to previous years: store visual information, present visual information, create and manipulate new images, Import an image (scanned, retrieved, taken) into a graphics package
Understand that a digital image is created by layering