

## Key stage 2 headline measures

This is provisional data for 2022/23.

### Progress in reading, writing and maths

#### Reading

Number of pupils = 23

Pupils with adjusted scores = 1

**Average** -1.43

Confidence interval  
-4.0 to 1.1

#### Writing

Number of pupils = 23

Pupils with adjusted scores = 0

**Average** -2.29

Confidence interval  
-4.8 to 0.2

#### Maths

Number of pupils = 23

Pupils with adjusted scores = 0

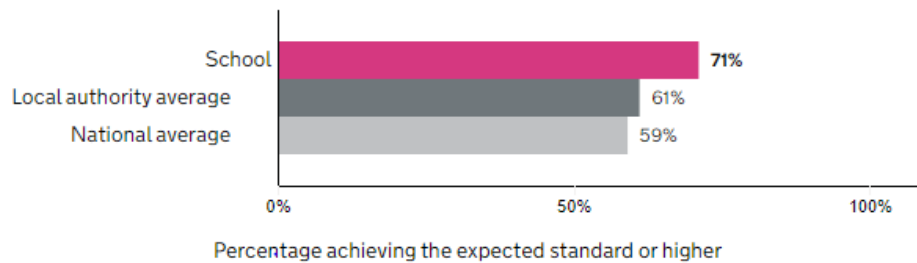
**Average** 1.94

Confidence interval  
-0.5 to 4.4

## Reading, writing and maths combined

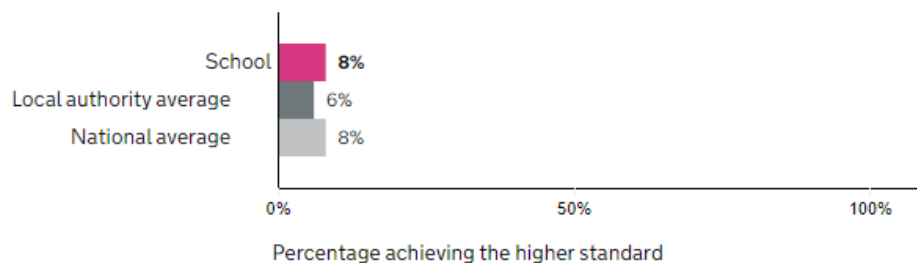
### Percentage of pupils achieving the expected standard or higher

Number of pupils = 24



### Percentage of pupils achieving the higher standard

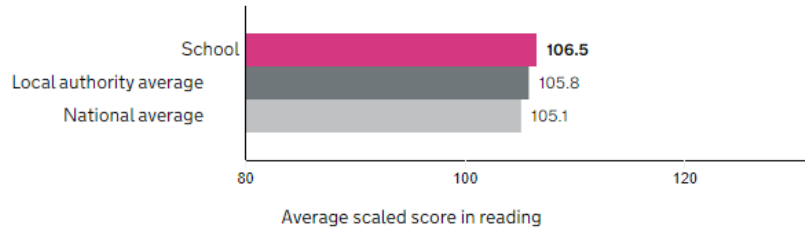
Number of pupils = 24



## Average scaled score in:

### Reading

Number of pupils = 24



### Maths

Number of pupils = 24

